


## pre-rinse units GASTROTOP Classic Line

Pre-rinse unit with  
non-return valves



100 % watertightness with  
brass adapter and flat gasket

adjustable plastic springholder

adjustable plastic/stainless  
steel spray holder

adjustable plastic/stainless steel  
wall bracket 200 mm

permanently sealed by double  
O-ring gasket



optional standard heads or  
ceramic heads

stainless steel spring

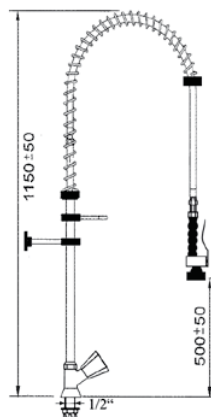
hose  
stainless steel braided  
PVC covered

swivelling hose  
connections

professional  
spray gun

swivel spout with ceramic head

## pre-rinse unit with pillar tap



part no.  
tap head



548800

part no.  
ceramic tap head



548815

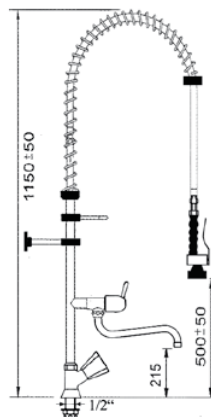
part no.  
ceramic tap head



548902



## pre-rinse unit with pillar tap with swivel tap



part no.  
tap head



548801

part no.  
ceramic tap head



548816

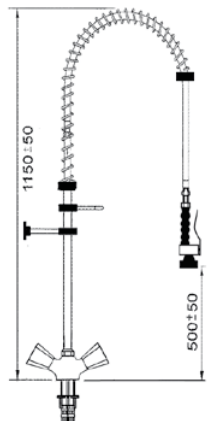
part no.  
ceramic tap head



548903



## pre-rinse unit with monobloc tap



part no.  
tap head



548802

part no.  
ceramic tap head



548817

part no.  
ceramic tap head



548904

connection

548803

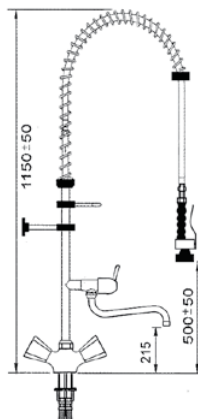
548818

548906

3/4"

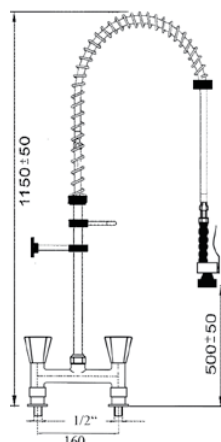
1/2"

## pre-rinse unit with monobloc tap and swivel tap



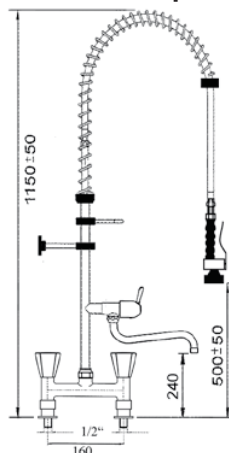
part no. tap head	part no. ceramic tap head	part no. ceramic tap head	connection
548804	548819	548905	3/8"
548805	548820	548907	1/2"

## pre-rinse unit with bridge tap



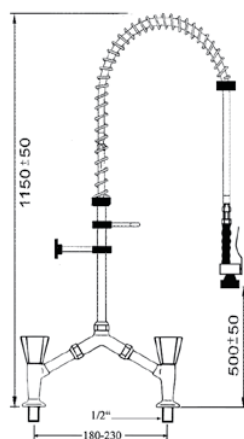
part no. tap head	part no. ceramic tap head	part no. ceramic tap head	connection
548910	548912	548914	3/8"
			1/2"

## pre-rinse unit with bridge tap and swivel tap



part no. tap head	part no. ceramic tap head	part no. ceramic tap head	connection
548911	548913	548915	3/8"
			1/2"

## pre-rinse unit with bridge tap



part no.  
tap head



548806

part no.  
ceramic tap head



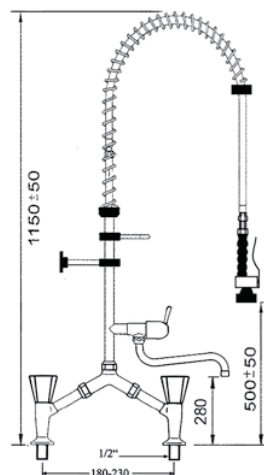
548821

part no.  
ceramic tap head



548908

## pre-rinse unit with bridge tap and swivel tap



part no.  
tap head



548807

part no.  
ceramic tap head



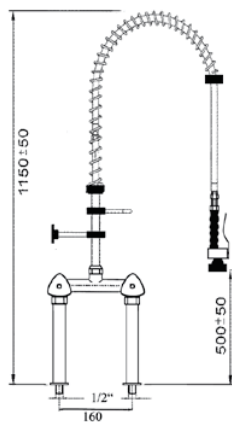
548822

part no.  
ceramic tap head



548909

## pre-rinse unit with bridge tap



part no.  
tap head



548810

part no.  
ceramic tap head



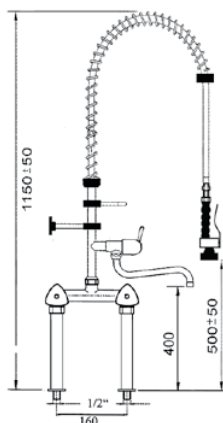
548825

part no.  
ceramic tap head



548916

## pre-rinse unit with bridge tap and swivel tap



part no.  
tap head



548811

part no.  
ceramic tap head



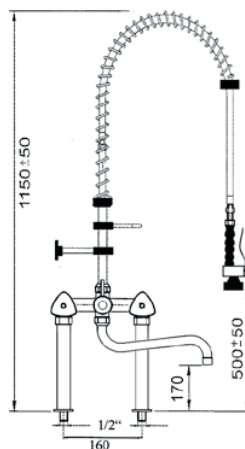
548826

part no.  
ceramic tap head



548917

## pre-rinse unit with bridge tap and swivel tap



part no.  
tap head



548814

part no.  
ceramic tap head



548829

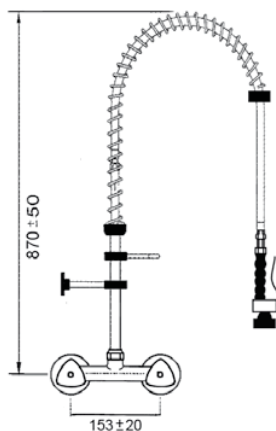
part no.  
ceramic tap head



548920



## pre-rinse unit with wall-mounted water tap



part no.  
tap head



part no.  
ceramic tap head



part no.  
ceramic tap head

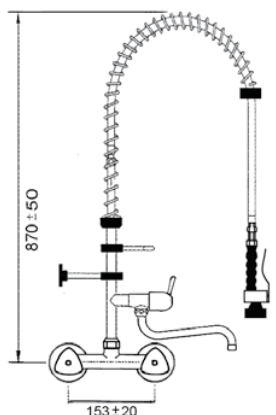


548808

548823

548918

## pre-rinse unit with wall-mounted water tap and swivel tap



part no.  
tap head



part no.  
ceramic tap head



part no.  
ceramic tap head

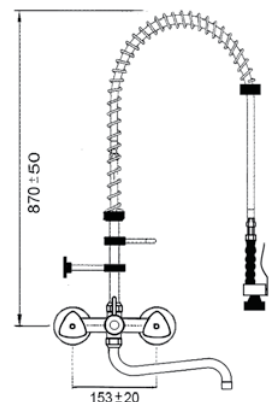


548809

548824

548930

## pre-rinse unit with wall-mounted water tap and swivel tap



part no.  
tap head



part no.  
ceramic tap head



part no.  
ceramic tap head

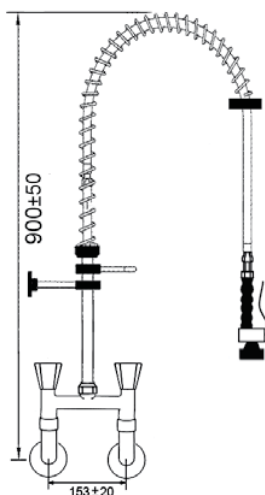


548812

548827

548921

## pre-rinse unit with wall-mounted water tap




part no.  
tap head




548856

part no.  
ceramic tap head



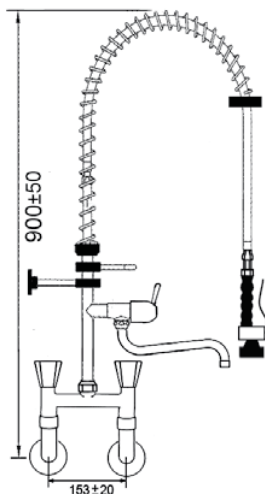
548857

part no.  
ceramic tap head



548858

## pre-rinse unit with wall-mounted water tap and swivel tap




part no.  
tap head




548859

part no.  
ceramic tap head



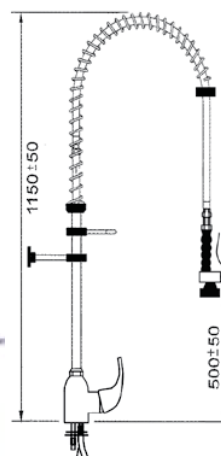
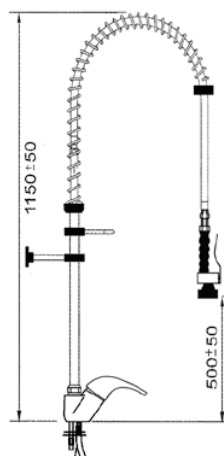
548926

part no.  
ceramic tap head



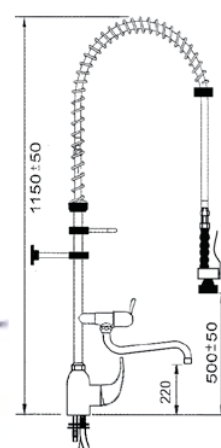
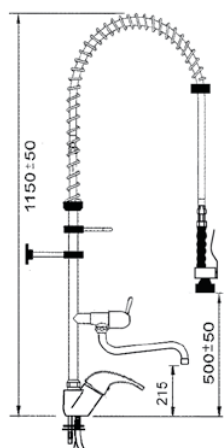
548927

## pre-rinse unit with single lever monobloc tap



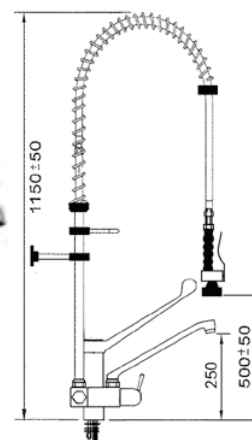
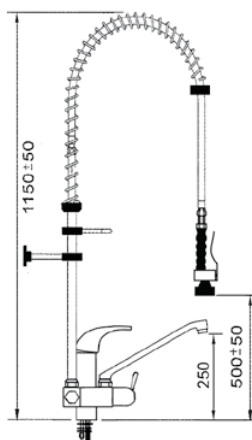
part no. lever upper	part no. lever edgewise	connection
548830	548834	3/8"
548831	548835	1/2"

## pre-rinse unit with single lever monobloc tap and swivel tap



part no. lever top	part no. lever front	connection
548832	548836	3/8"
548833	548837	1/2"

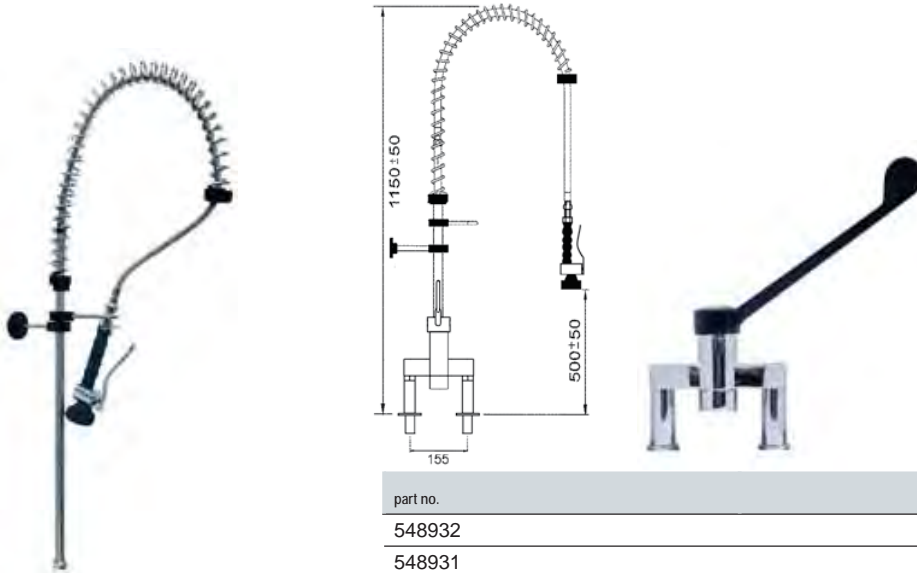
## pre-rinse unit with single lever monobloc tap and swivel tap



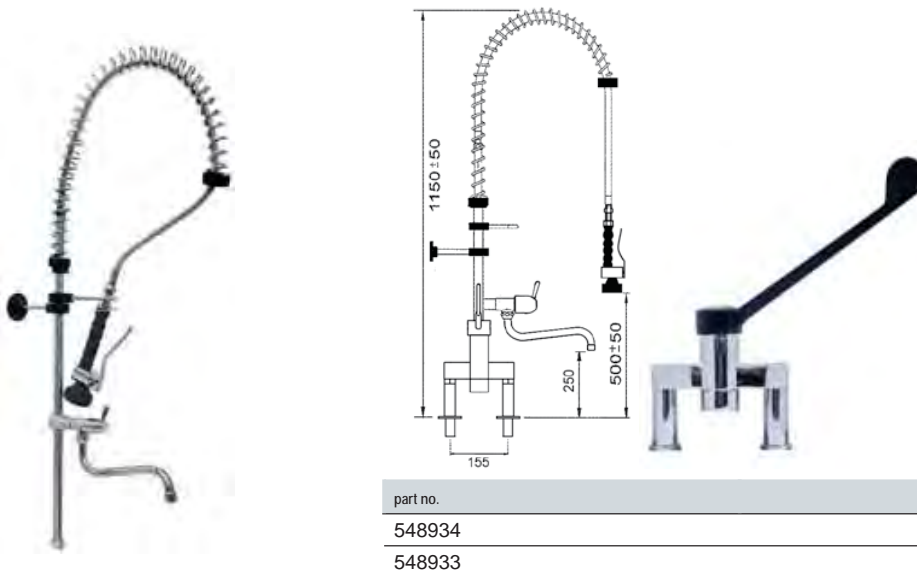
part no. lever short	part no. lever long	connection
548928	548922	3/8"
548929	548923	1/2"



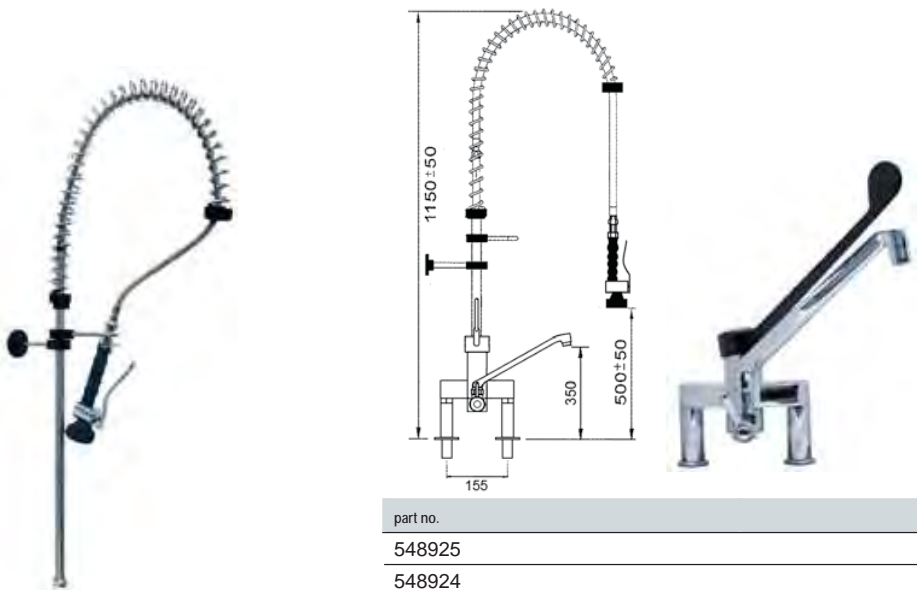
## pre-rinse unit with single lever bridge tap



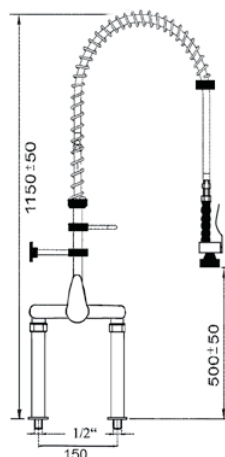
## pre-rinse unit with single lever bridge tap and swivel tap



## pre-rinse unit with single lever bridge tap and swivel tap

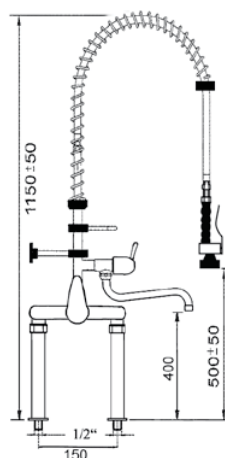


## pre-rinse unit with single lever bridge tap



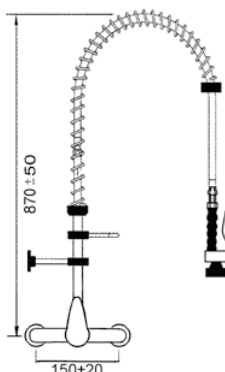
part no.	connection
548840	1/2"

## pre-rinse unit with single lever bridge tap and swivel tap

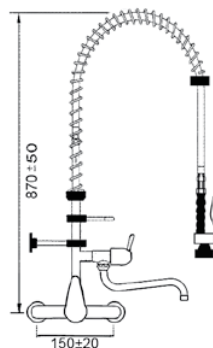


part no.	connection
548841	1/2"

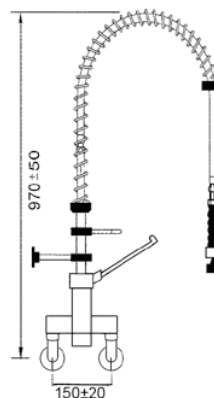
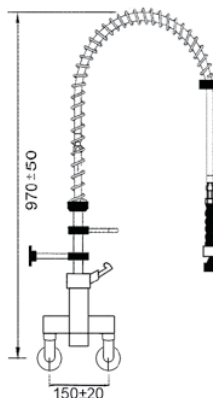
## pre-rinse unit with single lever wall-mounted water tap



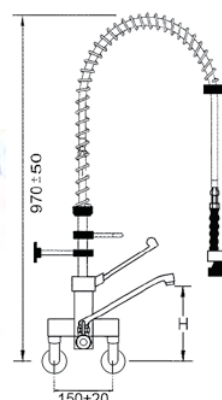
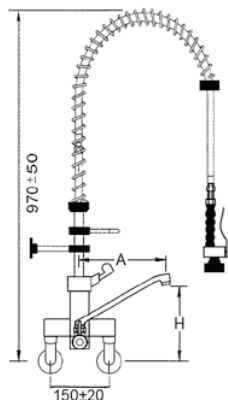
part no.	connection
548838	1/2"

**pre-rinse unit with single lever wall-mounted water tap with swivel tap**


part no.	connection
548839	1/2"

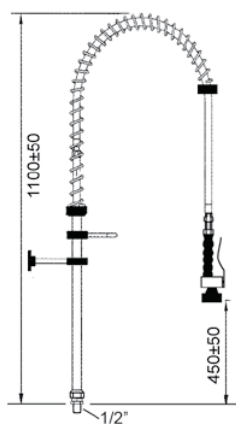
**pre-rinse unit with single lever wall-mounted water tap**


part no. lever short	part no. lever long	connection
548935	548936	1/2"

**pre-rinse unit with single lever wall-mounted water tap and swivel tap**


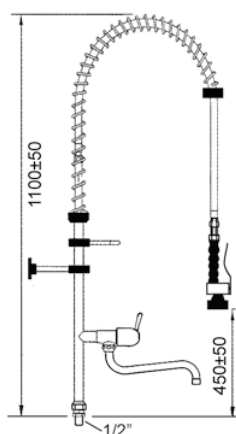
part no. lever short	part no. lever long	connection	A (mm)	H(mm)
548937	548939	1/2"	200	200
548938	548940	1/2"	250	240

pre-rinse unit without fitting, for foot and knee operated pedals



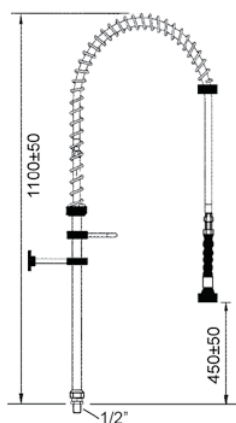
part no.	connection
547453	1/2"

pre-rinse unit without fitting, with swivel tap for foot and knee operated pedals



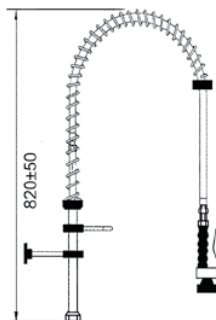
part no.	connection
547369	1/2"

pre-rinse unit without fitting, with spray gun without cut-off, for foot and knee operated pedals

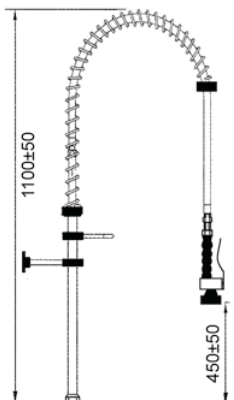


part no.	connection
547687	1/2"

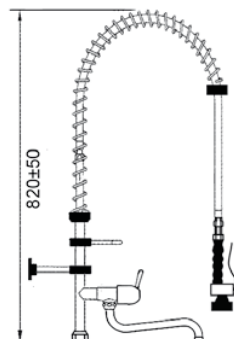
## rinse assembly, without taps



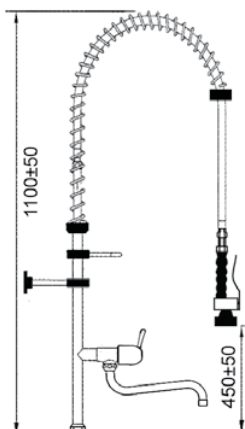
part no.	description
547615	rinse pipe assembly, short, without swivel tap



part no.	description
547612	rinse pipe assembly, long, without swivel tap



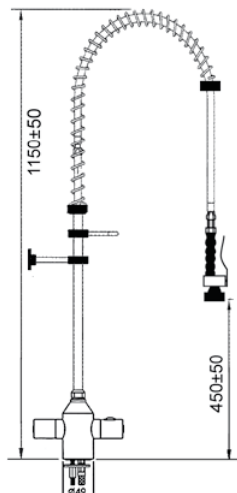
part no.	description
547614	rinse pipe assembly, short, with swivel tap



part no.	description
547611	rinse pipe assembly, long, with swivel tap

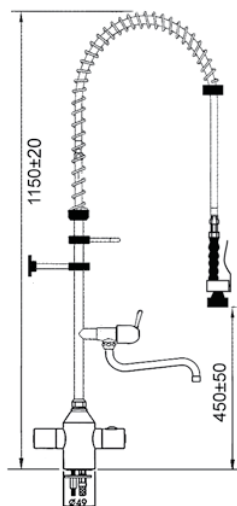


## pre-rinse unit with thermostatic tap



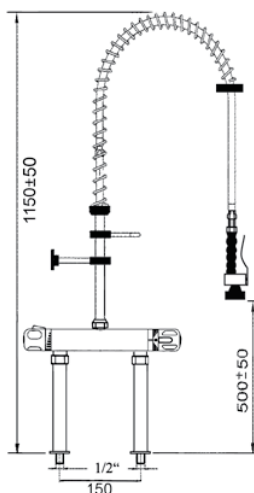
part no.	connection
547361	3/8"
547362	1/2"

## pre-rinse unit with thermostatic tap and swivel tap and swivel tap

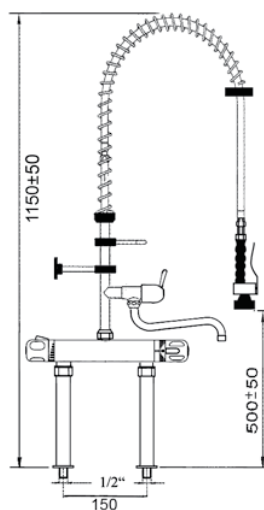


part no.	connection
547363	3/8"
547364	1/2"

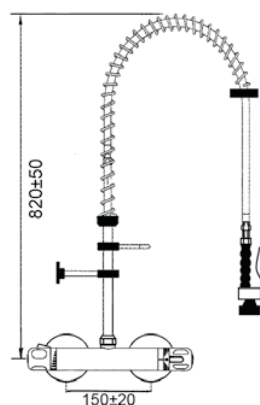
## pre-rinse unit with two hole thermostatic mixer



part no.	connection
547365	1/2"

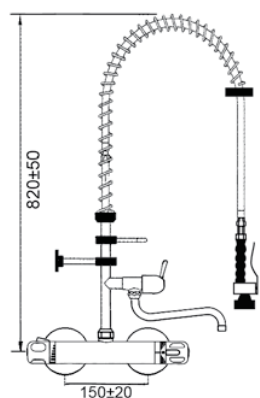


part no.	connection
547366	1/2"



part no.	connection
547367	1/2"

### pre-rinse unit with wall-mounted thermostatic tap and swivel tap



part no.	connection
547368	1/2"